

How to PAY Your Taxes Online


1. Go to <http://www.ashfordtownhall.org/> and click this button on the right side of the page,



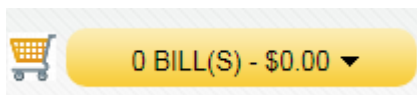
2. In the search bar enter your last name, space, and first initial.
Ex. Name: John Smith

Enter the search criteria below:

3. If there is a shopping cart under the pay section then there is an outstanding balance.



Click that button to add as many bills to your cart as you want



4. Find which bill you want to pay

Ex.

2002-01-37

- 2002 is the [Grand List](#)

2002-01-37

- 01 is Real Estate
 - 02 Is Personal Property
 - 03 is Motor Vehicle
 - 04 is Motor Vehicle Supplement

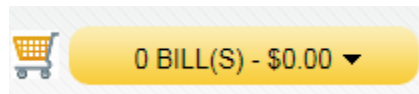
2002-01-37

- 37 is the bill number
- You **MUST** pay the **OLDEST** bills **FIRST**
 - Oldest [Grand List](#)

BILL #
2002-01-0000037 00004200-LIEN (REAL ESTATE)
2003-01-0000038 00004200-LIEN (REAL ESTATE)
2004-01-0000040 00004200-LIEN

5. When all of the bills are in your shopping cart

Click



and Check Out

6. Read the Terms and Conditions before you press

Pay Now

- **Especially if You Have Past Due Taxes**

7. Make sure the next cart is the same as the previous one and choose

how you would like to pay. Then press

- **Treat All Debit Cards As Credit Cards**

Continue to Payment Information >

8. Enter Payment information, Review, and Submit.

- There is a 2.95% fee for Credit and Debit Cards
- There is a **\$.95** fee for Checking Account (**Reduced from \$1.95**)